


## Solid Shaft Models

35mm Solid Keyed Shaft  
1000, 1450 or 1750 RPM



- 316 Stainless Steel Manifold
- Solid Ceramic Plungers
- Stainless Steel Plunger Rods and Check Valves
- Replaceable PTFE Coated Body Guides
- Heavy Duty Bronze Connecting Rods with Guide Pins for Perfect Cap Alignment.
- Heavy Duty Flat Base High Pressure Seals
- Dual Roller Bearings
- 118 oz. Oil Capacity
- 1" BSP-F Inlet. 1/2" BSP-F Outlet
- Max Fluid Temp, 160°F

### PENTA 600 Series Plunger Pumps

PENTA 600 Series industrial duty plunger pumps are rated at 5.5 to 7.4 GPM and pressures up to 8700 PSI.

Pumps are available in 1000, 1450 or 1750 RPM models with a 35mm solid, keyed shaft.

Applications include sewer jetting and oil field equipment..

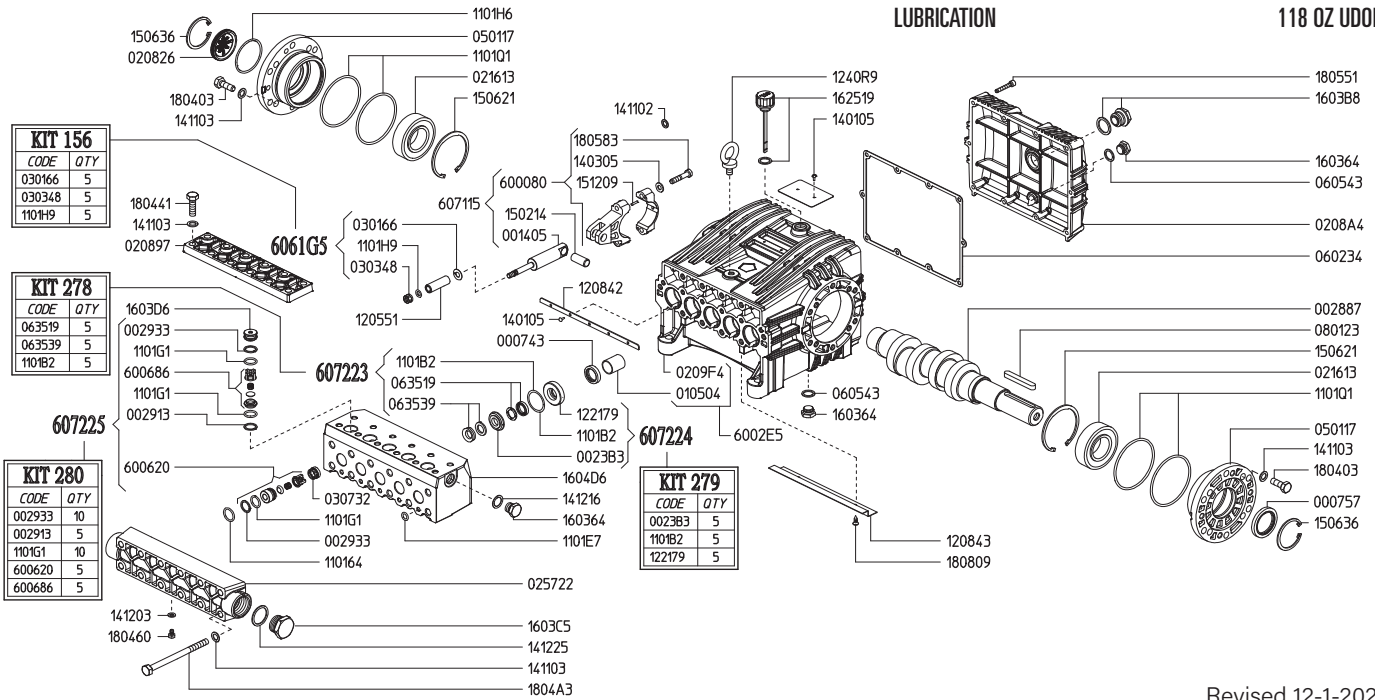
	Model	Flow		Pressure		Plunger Dia.	Crankshaft		Power	Seal Kit	Valve Kit	Wt.
		GPM	l/min	PSI	bar		Stroke	Code				
1000 RPM	PENTA-B 21/600 R	5.5	21.0	8700	600	16mm	22.0mm	1	32.3 EBHP	6072.23	6072.25	98 lbs
1450 RPM	PENTA-C 30/600 R	7.9	30.0	8700	600	16mm	22.0mm	1	46.2 EBHP	6072.23	6072.25	98 lbs
1750 RPM	PENTA-D 7.5/88 R	7.4	28.0	8700	600	16mm	17.0mm	X	43.1 EBHP	6072.23	6072.25	98 lbs

*NOTE: All pump models available with left-hand drive option. Substitute 'L' for 'R' in model number when ordering (ex. PENTA-D 7.5/88 L)*

# PENTA-C 30/600 R

MAX FLOW  
MAX PRESSURE  
RATED PUMP SPEED  
POWER REQUIREMENT  
LUBRICATION

7.9 GPM / 30.0 L/MIN  
8700 PSI / 600 BAR  
1450 RPM  
46.2 HP ELECTRIC  
118 OZ UDOR LUBE



Revised 12-1-2023

Part #	Description	Qty
0007.43	OIL SEAL D22	5
0007.57	OIL SEAL D40	1
0014.05	PLUNGER GUIDE D16/18	5
0023.B3	UPPER RING D16 <sup>D</sup>	5
0028.86	MALE SHAFT D35	1
0029.13	RING <sup>A</sup>	5
0029.33	RING <sup>A</sup>	10
0105.04	BUSHING D22	5
0208.26	OIL SIGHT GLASS	1
0208.A4	BACK COVER	1
0208.97	COVER	1
0216.13	BEARING D40	2
0257.22	SUCTION MANIFOLD	1
0301.66	DISC <sup>C</sup>	5
0303.48	NUT D18 <sup>C</sup>	5
0307.32	SPACER D16/18	5
0501.17	BEARING FLANGE	2
0602.34	BACK COVER GASKET	1
0605.43	GASKET D17	2
0635.19	LOW PRESS. SEAL KIT D16 <sup>B</sup>	5
0635.39	HIGH PRESS. SEAL KIT D16 <sup>B</sup>	5
0801.23	KEY A10X8X70	1
1101.64	O-RING - VALVE	5
1101.B2	O-RING - PRESSURE RING <sup>B D</sup>	5
1101.E7	O-RING - SPLIT MANIFOLD	5
1101.G1	O-RING - VALVE (Part of 6006.45) <sup>A</sup>	5
1101.G1	O-RING - VALVE <sup>A</sup>	10
1101.H6	O-RING - OIL SIGHT GLASS	1
1101.H9	O-RING - PLUNGER BOLT	5
1101.Q1	O-RING - BEARING FLANGE	4
1205.51	CERAMIC PLUNGER D16	5
1208.42	PLATE	1
1208.43	PLATE	1
1221.79	PRESSURE RING D16 <sup>D</sup>	5
1240.R9	LIFTING HOOK M10	1

Part #	Description	Qty
1401.05	RIVET 3.5X8	7
1403.05	WASHER D8.4	10
1411.02	SERATED WASHER D8	5
1411.03	SERATED WASHER D10	24
1412.03	BONDED WASHER D6.7	1
1412.16	BONDED WASHER D17.3	1
1502.14	PIN D14X32	5
1506.21	SNAP RING D80	2
1506.36	SNAP RING	2
1512.09	PLUG D5X20	10
1603.64	PLUG G3/8	3
1603.B8	OIL PLUG G3/4 + GASKET	1
1603.C5	PLUG G1"	1
1603.D6	PLUG	5
1604.D6	HEAD PISTON D16 SS	1
1625.06	OIL PLUG G1/2	1
1804.03	HEX BOLT M10X30	12
1804.09	HEX BOLT M8X40	10
1804.41	HEX BOLT M10X35	12
1804.60	HEX BOLT M6X10	1
1805.51	ALLEN BOLT M6X40	12
1808.09	SELF-THREADING SCREW D5.5X13	2
6000.80	ROD ASSEMBLY BRONZE	5
6002.E5	CRANKCASE ASSEMBLY	1
6006.20	SUCTION VALVE ASSEMBLY <sup>A</sup>	5
6006.86	OUTLET VALVE ASSEMBLY W/O O-RING <sup>A</sup>	5
6006.87	SUCTION VALVE ASSY (Part of 6006.45) <sup>A</sup>	5
6061.G5	PLUNGER KIT D16 (KIT 156)	1
6072.23	WATER SEAL KIT D16 (KIT 278)	1
6072.24	BRASS RING KIT D16(KIT 279)	1
6072.25	VALVE KIT D16 (KIT 280)	1

<sup>A</sup> Parts in 6072.25 (Kit 280).

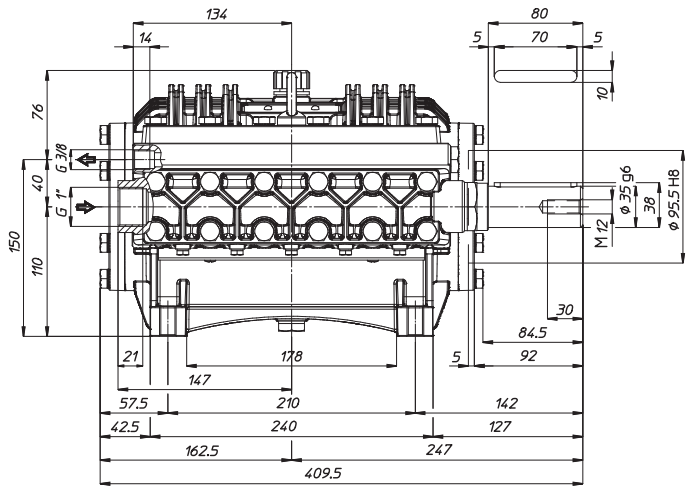
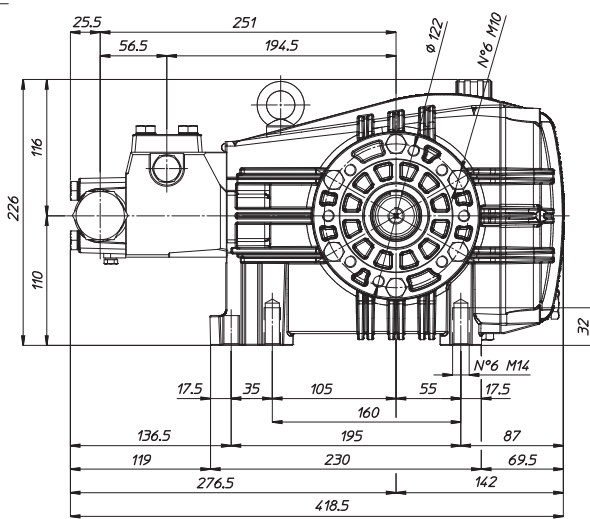
<sup>B</sup> Parts in 6072.23 (Kit 278).

<sup>C</sup> Parts in 6061.G5 (Kit 156).

<sup>D</sup> Parts in 6072.24 (Kit 279).

*Dimensional Drawings are  
Shown in Millimeters.  
To Convert to Inches,  
Multiply Dimension x 0.03937*

PENTA-B 21/600 R  
PENTA-C 30/600 R  
PENTA-D 7.5/88 R



## TORQUE SPECS

Ref.	Description	Ft./lb.	Nm	Loctite®
1	Head Bolts	37	50	-
2	Valve Caps	-	-	-
3	Inlet Cap	133	180	-
4	Outlet Cap	60	80	243
5	Bearing Flange Bolts	37	50	-
6	Rear Cover Bolts	8	11	-
7	Connecting Rod Bolts	22	30	270
8	Plunger Bolts	11	15	270
9	Valve Cover Bolts	37	50	-
10	Oil Drain Plug	8	11	-

